

Magna Charter

The Parish Plan for Fontmell Magna Civil Parish Full Report



April 2007

INDEX	
Section	Page
Introduction	2
Housing	4
Education	6
Employment	7
Roads and Transport	8
Health	11
Social Services	11
Law and Order	12
Local Services and Amenities	13
Communications	18
Local Government	19
Environment	20
Funding	24
Future Development	25
Youth Report	26
Action Plan	37

The Magna Charter has been developed, designed, edited and published by the following members of our community: -

Clive Carter	Colin Taylor	David Humphreys
Gay Mole	Helena Rigby	Jenny Christiansen
John Goff	Kathy Robertson	Marianne Summers
Michael Golberg	Michael Hobbs	Nicola Carter
Peter Mole	Sally Dhruv	Sylvia Goff

Front cover photograph by Colin Taylor.

Back cover paintings by Patricia Guy, Joyce and Colin Greenfield of Fontmell Magna Art Group.

'Village Appraisal'® software supplied by Gloucester University.

Microsoft Word® used for text editing, tables and document layout.

Microsoft Excel® used for calculations, graphs and charts.

Microsoft PowerPoint® used for back cover layout.

The Magna Charter questionnaire and reports have been printed by Clayesmore School, Iwerne Minster.

Report covers printed by Sydtheprinter of Shaftesbury.

This report is also available at http://www.north-dorset.gov.uk/parish_plans.

INTRODUCTION

The parish of Fontmell Magna consists of the village of Fontmell Magna and the hamlets of Bedchester and Hartgrove. The village lies 4 miles south of the market town of Shaftesbury and has a church, a primary school, village shop/Post Office, a pub and a village hall. The doctor's surgery, which is a satellite of the Shaftesbury practice, holds surgeries each weekday and prescriptions can be collected from the village shop. There is a small play area for younger children together with a tennis-court alongside the village hall.

Springhead (a Rural Centre for Creative and Sustainable Living) is situated in Mill Street. The village of Fontmell Magna straddles the A350 (M4-Poole Harbour route) the heavy traffic on which has a major impact on village life. The village is also in a Conservation Area and a designated Area of Outstanding Natural Beauty lies to the east of the A350, with several Sites of Scientific Interest and archaeological sites. Residents travel to Shaftesbury, Gillingham, Blandford Forum, and Sturminster Newton or further afield for secondary schools, dentists, larger shops, petrol stations etc. The nearest railway station is at Gillingham, some 11 miles away. A bus service runs to Shaftesbury and Blandford Forum four times a day (weekdays) and there is also access to the 'Nordcat' community bus.

The Parish comprises about 320 dwellings of mixed ages and architectural styles, surrounded by agricultural land. Fontmell Brook runs through the Parish and there were, at one time, at least 5 water mills in operation, though none are working now. There is a concentration of dwellings around St. Andrew's church that comprise the village of Fontmell Magna and also numerous farmhouses and cottages spread across the entire Parish of almost 2,900 acres. Some of these form the hamlets of Bedchester and Hartgrove. There are now about 15 working farms remaining in the Parish, nevertheless, it is farming which has created and preserves the landscape we see and enjoy today.

Besides farming, there are a few small tourist/service businesses scattered around the Parish.

In late 2005 Fontmell Magna Parish Council invited interested parishioners to undertake the formulation of a 'Parish Plan'. A working party was formed, adopted the name of 'Magna Charter' and set to work. Having raised funding from Dorset Strategic Partnership and the Parish Council, the Magna Charter group looked into methods for carrying out the survey of facts and opinions needed; this information to serve as the basis of a plan for the future development of the Parish. The method chosen was a questionnaire, based on a village appraisal database developed by Gloucester University. The computer software was purchased, appropriate questions chosen and the resulting questionnaire document produced. Printing was carried out by Clayesmore School and distribution, collection and analysis carried out.

In addition to the main household questionnaire, a separate questionnaire was distributed for young people (aged 8 to 17 years) to complete (see page 26).

Questionnaires were distributed to 313 occupied addresses in the Parish, using the District Council's official Parish map as a guide. For comparison, the 2001 census shows 294 occupied dwellings in the Parish at that time.

56% (176) households returned a completed questionnaire, while there were 30 youth questionnaires completed. The total number of people living in those households was 390.

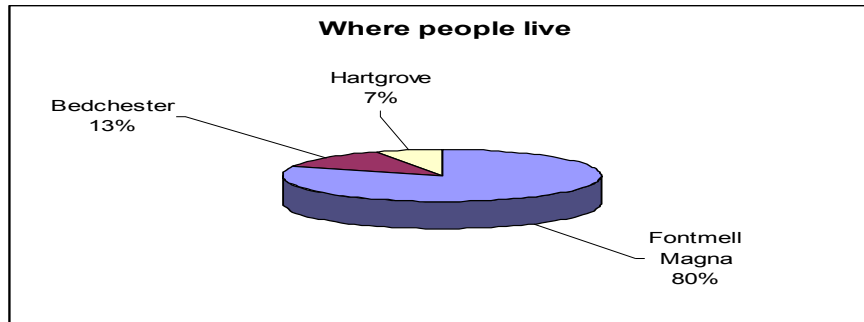
When set against the results of the 2001 census, analysis of the completed questionnaires show an agreement within about 5% where figures can be compared. This indicates that the sample taken is statistically significant and can be used as an accurate indicator of opinion.

In the following results the percentages shown for multiple-choice, multiple-answer questions will normally show a total greater than 100%. This is because the percentage figure is derived from the number of people answering the question, not the total number of answers.

The age distribution of the responding parishioners was as follows:

Age in years	Male	Female	Totals
0-4	6	4	10
5-10	15	7	22
11-15	9	13	22
16-17	5	5	10
18-24	9	5	14
25-44	21	28	49
45-59	41	58	99
60-64	22	20	42
65-74	30	36	66
75-84	25	20	45
85+	7	4	11
Totals	190	200	390

The distribution of responding households within the Parish is:



The lengths of time people have lived in the Parish are:

Less than a year	6.1%
1-5 years	17.5%
6-15 years	41.2%
16-25 years	16.7%
26-50 years	12.6%
51 + years	1.2%
Whole life	4.7%

HOUSING

For 96% of respondents their dwelling in the Parish is their main residence.

The type-distribution of dwellings was:

Owner occupied	80.0%
Housing Association rented	12.6%
Private rented	5.7%
Shared ownership part owned/part rented	1.1 %
Local authority rented	0.6%

The principle of local homes for local people at prices they can afford was supported by 87.9 % of respondents.

The type of accommodation in the Parish needed in the future by households or individuals was given as:

None required	48.4%
Sheltered accommodation	11.3%
Owner occupied	10.8 %
Low-cost owner-occupied	6.5 %
Private rented	5.4 %
Housing association rented	4.8 %
Specially adapted housing	4.8 %
Shared ownership	2.7 %
Other	2.7 %
Low-cost shared ownership	1.6 %
Local authority rented	1.1 %

Comments:	No.
May have to go into residential home.	1
Moving to Spain. Can't afford to live here on our pensions.	1
Plot in churchyard!	1
Children (2) leaving university.	1
Will need larger house as family grows.	1
Low cost starter home.	1
Can not see into the future	1

36.7% of the respondents to the youth questionnaire wanted to live in the Parish when they grow up.

People say that local planners should approve the re-development of old or redundant buildings for:

Low cost housing	68.8%
Craft workshops	55.4%
General housing	47.3%
Light business use e.g. mechanic	46.3%
Storage or warehousing	20.1%
Other	6.7%

Comments:	No.
Should approve eco-friendly houses.	2
Not without improving roads /infrastructure.	2
Methodist chapel could be used for farmer's market, craft shops, boutique and café.	2
Planners need to be aware of needs of locals. (Not large expensive homes).	2
Employment and accommodation for young people.	1
New sports hall and meeting place.	1
As long as within the footprint of existing buildings.	1

Youth club and play centre.	1
Museum.	1
To be in keeping with village profile.	1
Too many restrictions prevent creative ideas.	1
Develop derelict buildings rather than build new	1

EDUCATION

Children under 16 years of age attended the following:

Secondary school	33.9%
Primary school	32.2%
Independent School	16.9%
Play group	8.5%
Nursery school	8.5%

Youth questionnaire respondents were educated at:

School:	Number attending
St Andrews Primary School, Fontmell Magna.	9
Shaftesbury School and Sports College.	9
Gillingham Secondary School.	5
Allenbourn School, Wimborne	1
Arts Institute Bournemouth.	1
Bishop Wordsworth School, Salisbury	1
Queen Elizabeth School, Wimborne.	1
Sandroyd School.	1
Sherborne School for Girls.	1

The reasons why any children under 16 were unable to take part in after school activities were given as:

Lack of transport home	50.0%
Other	33.3 %
Distance between home/school	8.3 %
Expense	8.3 %

53.1% would like the facilities of St Andrew's School to be made more available to the local community.

34.8% have no opinion and 12.1% are against the idea.

How important is St Andrew's school to the local community?

Very important	70.1%
Important	18.3%
Not very important	5.1%
No opinion	6.4%

In relation to educational facilities, respondents considered that the Parish needs the following:

Adult Education evening classes	57.3%
After school clubs	45.5%
Holiday play scheme	37.7%
Playgroup	35.0%
Nursery School	25.9%
Drop-in sessions	11.4%
Family Counselling	8.2%
More registered child-minders	6.4%
Other	2.3%

The best time of day for adult classes was given as:

Evening 7:30 - 9:30pm.	70.6%
Morning	28.9%
Afternoon	23.5%
Twilight 4 - 6pm.	21.9%

EMPLOYMENT

The work distribution of respondents was:

Retired	39.7%
An employee	25.1%
In full-time education	8.7%
Unwaged housewife/husband	7.6%
Self employed - not employing anyone	7.0%
Self-employed - employing other people	6.4%
Permanently sick/disabled	3.5%
Carer	0.9%
Unemployed	0.9%
In part-time education	0.3%

The main work-place of respondents was:

Home-worker	20.4%
Within the Parish	12.6%
Within ten miles of home	31.1%
Ten to thirty miles from home	21.6%
Over thirty miles from home	14.4%

Barriers that are preventing people from taking up employment, training or study opportunities were:

Lack of suitable jobs	6.3%
I don't have the right type of qualifications	3.2%
Lack of access to transport	1.1%

ROADS AND TRANSPORT

The major means of transport for respondents were:

Car	93.6%
Bus	2.4%
Bicycle	0.9%
Motor scooter	0.9%
Motorcycle	0.9%
Train	0.6%
Coach	0.3%
Community Bus	0.3%

Private vehicles were usually parked:

In a garage on the home plot	42.0%
Off the road	41.0%
On the road	10.6%
Not applicable	6.1%
In a garage elsewhere	0.3%

35.5% considered street parking a hazard in their area of the Parish.

Traffic problems in the Parish were considered to be related to the following:

Congestion caused by the school run	66.8%
Lorry traffic	48.5%
Lack of parking	43.9%
Traffic speed	42.2%
Need for more public transport	25.9%
Need for traffic regulation	16.6%
Pedestrian/vehicle conflict	16.3%
General congestion	15.0%

There were a number of comments in the responses to the youth questionnaire that called for improved public transport.

77.0% thought there were major 'danger-spots' on the roads in the Parish – see comments below:

Comments:	No.
A350 (esp. crossing) for both pedestrians and vehicles, size & weight of lorries etc.	71
Parking outside the school	32
West St. 'rat-run'	20
Bedchester crossroads	10
Gossip tree corner	10
Church street	8
Fontmell – Bedchester – Hartgrove – Sturminster Newton road	8
Pipers Mill bridge	5
All areas with no pavements & off-road parking (incl. A350)	5
Bus stops on A350, especially opposite the Crown.	4
The Knapp	3
Orchard Close/West St junction	3
Mill street	2
Village hall into West Street	2
Blind bends in village	1
Poor driving and excessive speed	1
Woodbridge Mill turning	1

79.6% agreed that the C13 top road should be the main 'A' route between Blandford and Shaftesbury and the A350 should become a 'local' road.
14.0% disagreed.

62.4% thought speeding traffic was a problem in the Parish.
29.9% disagreed.

Comments:

Lower speed limit on A350.	25
West St. speeding (including tractors).	17
Non-observance of speed-limits.	6
'Guys Marsh speeding'.	5
West St/Church St should have 20mph. limit.	5
Between FM & B3091 - impose lower speed limit.	5
Large lorries go too fast, eroding banks & verges.	4
Speeding in Mill St.	3
'School-run speeding'.	3
Outside school.	2
Regular drink/drivers speeding down Penn Hill & through FM to Bedchester.	2
Road through Kitt Hill is a race-track.	2
Bedchester needs 30mph limit.	2
Outside Village Hall.	2
Church St.	2
Make whole parish 20mph (like Tollard Royal).	2
Lanes used as 'rat-runs'.	2
Speeding on blind bends.	1
The Knapp needs 20 mph limit and sleeping policeman.	1

The following supported these speed control measures in the Parish:

Lower speed limit	42.4%
Traffic calming	26.5%
More road warning signs	22.7%
Extension of the speed limit	18.4%
Children at play signs	16.8%
Introduce a speed limit	15.5%
None of the above	21.0%

26.1% of car owners were prepared to take part in a voluntary transport service.

Possible users of a voluntary car service were:

Weekly	3.1%
Monthly	1.4%
Occasionally	34.7%
Never	60.9%

HEALTH

Parishioner's usual doctor's surgery/health centre was in:

Fontmell Magna	63.7%
Shaftesbury	14.2%
Child Okeford	13.3%
Other	8.8%

89.5% were satisfied with the way that services at their Medical Centre operate.

Parishioners wanted the following other facilities available at Medical Centres:

Pharmacy	50.0%
Dental clinic	47.7%
Physiotherapy	40.3%
Chiropody	37.0%
Eye clinic	25.5%
Hearing clinic	24.5%

43.3% did not think there was adequate access to out-of-hours medical help.
24.6% thought there was, and 32.1% had no opinion.

Shaftesbury Hospital was considered to be:

Very important	52.0%
Quite important	20.3%
Important	16.9%
Not important	6.8%
Not needed	4.0%

SOCIAL SERVICES

49.0% said there was a need for a 'good neighbour' type scheme in the Parish.
39.4% said they didn't know and 11.6% said it was not needed.

The following were prepared to help a 'good neighbour' scheme in the Parish:

Once a week	14.9%
Once a month	15.3%
Occasionally	53.2%
Never	16.6%

Access to the following would help or improve people's daily life:

Meals on wheels	7.2%
Home help	8.1%
Care line	6.3%
Not needed	76.6%
Others - listed in comments below:	1.8%

Comments:

More care helpers needed.	1
More information on Careline, meals-on-wheels and care services in borough.	1

LAW AND ORDER

27.7% of respondents have been a victim of crime within our Parish.
72.3% have not.

Views on the standard of the following services in the Parish are:

Service	good	reasonable	poor	No opinion	Not used
Fire & Rescue	18.8%	3.6%	0.6%	7.2%	69.8%
Police	8.1%	24.4%	14.3%	8.1%	45.1%
Police emergency	11.0%	10.1%	5.8%	8.5%	64.6%
Police bobby	9.28%	9.62%	6.87%	4.81%	69.42%
Ambulance	20.8%	7.1%	4.5%	7.5%	60.1%
Hospital transport	3.6%	5.8%	9.4%	15.0%	66.2%

Parishioners' think that the following measures are needed:

More activities for young people	66.2%
A greater police presence	56.7%
A neighbourhood-watch scheme	45.4%
Better consultation between police and the community	34.2%
More drug/drink education/prevention	20.8%
Improved street lighting	18.3%
CCTV	4.6%
Other	1.8%

Comments:

No to street lighting and CCTV.	No. 14
Police presence most useful at weekends and evenings. (Bobby on beat rather than in police cars).	3

Neighbourhood watch too slow in disseminating information. Needs improving.	2
Shaftesbury Sports College should have a swimming pool.	1
Miss Day's field should be available for ball-games. (This used To be allowed before the new Village Hall was built).	1
Yes to street lighting.	1
Yes to low height and voltage street lighting.	1

LOCAL SERVICES & AMENITIES

The following local shops and services were used by respondents:

Service	daily	weekly	monthly	less often	never
Local shop	27.9%	41.0%	9.8%	15.6%	5.7%
Post office	12.1%	45.9%	15.0%	18.6%	8.5%
Mobile Library		3.0%	5.5%	8.1%	83.4%
Fishmonger		13.4%	2.6%	6.0%	78.0%
Newspaper delivery	22.7%	7.2%	0.0%	0.0%	70.0%
Milkman	22.6%	6.1%	0.4%	1.1%	69.9%

Parishioners usually shop in the Parish because:

They like to support local shops	80.5%
They need 'last minute' items	66.0%
They use Post Office banking facilities	53.8%
It saves transport costs	53.1%
It saves time	50.4%
They like the social contact	33.6%
Collect prescriptions there	28.2%
The local shops give good value	22.6%
They don't have transport to go elsewhere	3.4%
Other	2.7%

Parishioners usually shop out of the Parish because:

They have more choice there	83.9%
Goods are cheaper there	57.9%
Easy to park	37.5%
It is convenient to their place of work	11.8%
Other	10.7%
Nearer to school or nursery	3.9%
Comments:	No.
Limited range of goods.	3
Only shop once a week so use supermarket.	2
Convenient free bus service to Tesco. (?)	2

Prefer local organic 1
 I use Iwerne PO as it stays open longer. 1
 Disabled access & parking easier in town. 1

Parishioners rated the postal service for the Parish:

Service	good	reasonable	poor	no opinion
Location of post boxes	67.6%	21.5%	4.2%	1.9%
Number of post boxes	59.9%	29.5%	3.8%	1.6%
Number of deliveries	34.6%	46.5%	11.9%	3.5%
Number of collections	38.5%	43.3%	9.9%	4.2%
Speed of service	34.0%	34.6%	16.7%	9.3%
Size of post box will it take Large envelopes?	17.6%	32.1%	17.6%	19.6%

Parishioners would attend the following new sports clubs/activities in the Parish if they were provided:

Keep Fit 44.8%
 Badminton 26.4%
 Pool 24.7%
 Other 17.8%
 Skittles 17.2%
 Snooker 16.7%
 Darts 15.5%
 Cricket 14.4%
 Football 9.8%
 Squash 8.0%
 Judo 6.9%
 Volleyball 5.2%

Comments:

Netball, climbing, shooting, golf, music, drama, discussion/lectures, dancing, boule, language classes, wrestling, Evening keep-fit (for those working)
 Pool & darts in pub.
 We are fortunate to have as much as we have.
 Pilates, fencing, bingo, and Football pitch needed for children.
 Greatly miss cricket.

In relation to sports facilities, respondents said the Parish needed the following:

Facility	Yes	No	No opinion
Football pitch	38.7%	5.7%	28.4%
Goal posts	36.0%	5.7%	25.3%
Kick board	16.9%	11.5%	28.4%
Skateboard area	39.5%	10.0%	23.4%
Youth shelter	29.1%	7.3%	28.4%
Bike track	33.0%	11.1%	25.3%
Playing field	54.0%	1.9%	25.7%
Basket-ball	19.2%	5.0%	33.0%

The facilities provided in the children's playground are:

Good	32.6%
Reasonable	29.6%
Poor	10.0%
No opinion	27.8%

We should maintain and develop the existing facilities for children and young people in the Parish:

Yes	85.5%
No	1.0%
No opinion	12.3%

Comments:

Recreation field needed for older children.	8
Facilities for older children and teenagers needed.	5
Playground needs new chippings, grass-cutting and removal of graffiti.	4
Clubhouse facilities needed for children.	3
Skateboard area. (Children should be involved in its design).	3
More tolerance and support from adults towards children.	2
Dirt track with lumps & bumps on Millennium field or ground near village hall.	2
There should be more parental responsibility for children.	2
Sport & team games essential to health.	2
Develop Youth Club activities.	1
Does Youth Club get drink & drug education?	1
Miss Day's field to be used for football & skate-board park.	1
The child-catcher is alive & well and living in Fontmell!	1
Enhanced sports facilities needed.	1
Outside activities should be organised in the summer.	1
Parents & grandparents should play more part in maintenance.	1

High slide.	1
Reinstatement of consent for youngsters to use car park as skate-park.	1
Move kick-board away from other facilities.	1
Children to be continually occupied to stay out of trouble.	1
Safe cycle paths.	1
Enlarged & improved Village Hall.	1
Church should help. Movie evening, social events.	1
Should be maintained, but not developed	1
Parents need to transport children to sports facilities in town.	1

Responses to the youth questionnaire included 10 comments on the lack of facilities as one of the things they disliked about living in the Parish.

17 of the 30 youth questionnaires commented that they would like to see more activities available for young people in the Parish. 6 comments asked for improvements in road safety.

The following amenities are regarded as valuable assets within the Parish:

Village shop	93.3%
Village Hall	87.2%
Our Area of Outstanding Natural Beauty	82.0%
Village pub	79.6%
Village Ponds	71.0%
Fontmell Brook	68.3%
Village Fete	64.6%
Brooklands Wood	63.1%
Tennis Court	57.3%
Springhead	54.3%
Telephone Kiosks	50.3%
Moviola	44.8%

Comments:	No.
The church.	3
Other amenities valued: - Church graveyard, Post office.	2
Telephone kiosk is card only.	1
Dog mess in Brooklands wood	1
I/we love PM.	1
Artsreach	1
Millennium field,	1
The milkman, the youth club, footpaths, plethora of clubs & activities	1
If we lose some of these it is because we are a village and, sadly, we have to accept that.	1

Parishioners do not take part in any leisure activities because:

Do not want to	65.4%
Unsuitable opening hours	16.2%
Poor publicity	12.8%
Access problems physical	8.9%
Too expensive	8.4%
No transport	2.8%

The church of St Andrew's important:

As an historic building	73.1%
As a focal point for the community	62.9%
For weddings and funerals	49.7%
For Sunday worship	37.4%
Every place should have one	36.0%
For baptisms	32.2%
Other	7.0%

Comments:	No.
Graveyard important	2
Church services not child friendly.	2
Attend Compton Abbas	2
Not important	2
Church needs to be friendlier	1
Church needs to be more flexible as to who can be married there.	1
Concerts, Drama & debates.	1
For bell-ringing.	1
Simple service preferred.	1
Attend elsewhere.	1
Church bells a beautiful part of living in FM.	1
Church has lost its village identity, is over-improved, modernised and urbanised.	1
Prefer modern services.	1
No disabled access.	1

The Village Hall is used monthly by parishioners:

More than 10 times	2.1%
Between 6 and 10 times	4.0%
Between 1 and 5 times	24.5%
Less frequently	41.7%
Never	27.6%

Do parishioners think the Village Hall is adequate for the needs of the Parish?

Yes 52.3%
 No 24.5%
 No opinion 23.2%

Comments: -	No.
Too small & expensive – rates not displayed.	22
Bad design - More storage space needed – poor heating controls – patterned floor, cannot mark for games.	14
Not used enough.	5
Committee out of touch, authoritarian – forgets it is a community facility.	4
Should encourage events to raise revenue.	2
Youth Club not encouraged to use it.	3
Entertain elderly – bingo, arts and crafts shows.	1
Should have music and dancing.	1
Booking clerk very helpful and well organised.	1

Parishioners' views on local social facilities for the following are:

Social Group	good	reasonable	poor	no opinion
Children up to 16	4.0%	32.3%	22.6%	23.6%
Young people 17-25	2.4%	6.7%	43.1%	27.9%
People 26-60	10.4%	33.7%	12.1%	25.3%
People over 60	21.9%	23.2%	14.5%	31.3%

70% of respondents to the youth questionnaire thought that the facilities for young people were good or reasonable. 18 comments requested additional facilities – playing field (5), youth shelter (3).

COMMUNICATIONS

People usually get information about events taking place in the Parish from:

Gossip Tree	87.5%
BVM	74.8%
Post Office	50.8%
Valley Views	46.0%
Fly posters on telegraph poles	34.8%
Notice Board	33.9%
Local paper	21.1%
Sandwich boards	21.1%
Other	4.2%
Library	1.3%

Comments:	No.
Better village notice board needed.	2
Word of mouth. Village 'gossip'	2
Telegraph poles a good way to advertise - less unsightly than most others.	1
Email/web page	1
Remove out of date posters from poles.	1
School gives info.	1
Too much fly posting. Needs to stop.	1
BVM., Gossip Tree and Valley Views all very useful.	1
Notice boards should not be locked	1
Communication of events is more important than a tidy village.	1

Parishioners receive the following:

Publication	Yes	No	Don't know
Blackmore Vale Magazine	90.3%	5.0%	4.7%
The Gossip Tree	95.6%	1.3%	3.1%
Valley Views	74.9%	9.4%	15.7%

Parishioners have reception difficulties with the following:

Service	Yes	No	No opinion
Radio	39.4%	43.2%	3.2%
T/V	33.7%	54.0%	1.0%
Mobile Telephone	76.5%	14.9%	1.9%
Digital Audio Broadcasting	25.1%	20.6%	27.6%
Digital Terrestrial T/V Freeview	20.6%	35.9%	19.7%
Satellite T/V	4.4%	24.4%	35.2%

LOCAL GOVERNMENT

Would parishioners be prepared to pay a slightly higher council tax to meet some of the needs of the Parish?

Yes	17.0%
No	67.8%
No opinion	15.2%

People feel their elected representatives in government are sufficiently aware of local concerns and feelings:

Representative	fully aware	quite aware	not aware	no opinion
Parish Council	28.9%	38.1%	14.1%	17.9%
District Council	4.5%	36.1%	33.0%	24.4%
County Council	5.5%	15.5%	47.1%	27.8%
MP	2.4%	19.6%	40.5%	34.4%
MEP	0.3%	7.6%	43.0%	46.0%

ENVIRONMENT

Do parishioners get a roadside recycling service for paper, glass and metal?

	Parish	Fontmell Magna	Hartgrove	Bedchester
Yes	71.6%	90.9%	5.0%	0.0%
No; but they want it	23.8%	5.0%	90.0%	95.9%
No; and they don't want it	4.6%	4.6%	5.0%	4.1%

What do people think should be done to help protect and enhance the local environment of the Parish?

Recycling	73.6%
Reduce traffic	53.8%
Improved public transport	49.4%
Energy saving	49.0%
Community composting	33.8%
More employment locally	32.5%
Improved rights of way	24.8%
Car sharing	22.6%
Advice on healthier lifestyles	11.8%
Other	3.5%
Don't know	2.2%
Nothing	1.0%

Comments:	No.
Encourage lorries to use top road - they regularly damage property in FM.	6
Increased use of school bus & reduction of through-traffic.	2
Recycling service (for Bedchester & Hartgrove).	2
Recycling area (inc. cardboard and clothing).	2
Grants for sustainable living.	2
Limit access to countryside.	1
Planning should support eco-friendly installations.	1

Pavements would enhance the parish.	1
Elderly have difficulty in carrying recycling boxes to road.	1
Improved public transport and education to reduce public transport use and thereby pollution.	1
Hydro-electric turbine on Fontmell Brook.	1
Promote community pride and compliance with existing rules rather than more.	1
Car-sharing (school run).	1
Take heavy traffic out of village.	1
Dredge ponds and stream.	1
Reduce light pollution from outside lights.	1
Control noise from motor-bike track at Bedchester.	1
Litter working parties	1

Do people think that any of the following landscape features in the Parish need to be protected?

Hedges	75.8%	Rivers	61.3%
Ponds	51.5%	Banks	49.8%
Dykes	49.2%	Open spaces	48.5%
Groups of trees	42.4%	Streams	38.0%
Ditches	31.3%	Downs	29.0%
Walls	20.2%	Other	3.7%

Comments:	No.
All need regular maintenance	3
No need for further regulation	2
All OK.	1
Old indigenous trees.	1
Do we mean Protection Orders or protection from damage?	1
Educate re. light-pollution.	1
High hedges along village roads not attractive.	1
Keep it natural -not too overdone.	1
Fontmell Brook needs dredging.	1
Not in aspic but as a living area.	1
Middle Mill dam needs protection.	1
Leave it as it is & restrict public access.	1
More litter bins near play area.	1
Balance needed between protecting the local economy and the landscape.	1

What do parishioners think could be done to improve the environment of the Parish?

Improvements	Very important	Worth doing	Not necessary	Don't know
Plant more trees	29.4%	35.5%	7.7%	5.7%
Cut down some trees	5.4%	5.0%	35.5%	9.0%
Look after woodlands	62.2%	23.1%	0.7%	3.7%
Preserve single trees in special places	48.5%	22.1%	3.3%	4.0%
Preserve old orchards	33.1%	20.1%	5.0%	11.7%
Plant new orchards	23.4%	25.8%	9.4%	9.0%
Repair dry stone walls	35.5%	32.8%	3.7%	3.3%
Let hedges grow naturally	13.0%	19.1%	19.4%	10.0%
Plant more hedges and trees	19.4%	29.1%	8.7%	10.4%
Maintain hedges by laying	43.5%	33.8%	3.0%	4.3%

Do people think the village of Fontmell Magna could be improved by any of the following schemes?

Moving heavy traffic from the A350 to the C13 top road	82.4%
Mains Drainage	36.1%
Additional Dog/Litter bins	32.0%
Traffic calming measures	30.7%
Mains Gas Supply	30.7%
Footpaths and pavements	12.2%
One-way traffic flow	10.0%
Pedestrianisation	4.1%
It does not need improvement	2.8%
Other ways of improvement	1.9%

Comments:	No.
Construct pavements in West street, North street and Lurmer street.	10
Do not want village to be considered suburbia.	2
Enforce speed limits.	1
Traffic calming measures.	1
Village parking area.	1
We have enough signage, no more!	1
No to street lighting.	1
Discourage building blocks of flats – unsuitable in village.	1
Speed cameras on A350.	1
20 mph speed limit near housing.	1
Pedestrian crossing on A350 near pub.	1

Street lighting.	1
More responsible dog owners.	1
How could pavements fit into existing roads?	1
A350 noise and traffic fumes horrendous.	1
Avoid traffic calming	1
Regular police speed checks	1

15 responses to the youth questionnaire commented on the countryside as being one of the things they liked about living in the Parish.

Which of the following difficulties did people experience when using local footpaths and bridleways?

No difficulty experienced	40.7%
Mud/water	31.1%
High stiles	24.5%
Farm animals	22.8%
Barbed wire	18.7%
Bushes/nettles	18.3%
Crops across path	16.2%
No signposts	16.2%
Locked gates	14.5%
Other	5.0%
Other users	3.7%

Comments:

Not all stiles are dog-friendly.	3
Fontmell Hollow ruined by off-roaders.	3
Cont. Dog fouling.	2
Footpath – duck pond to Sutton Hill very muddy.	1
Uncut footpaths.	1
Yellow right-of-way signs need repairing.	1
Attacked by brown cows while dog walking.	1
High stile A350 – Parsonage street queried as private footpath.	1
Broken bridges, missing signs, stiles in bad repair.	1
Gates left open, litter, cut fences.	1
Barbed wire on stiles.	1
Difficult to open gates, -? deliberate.	1
Bulls, electric fences.	1
Shooting too close to footpaths.	1

What kinds of renewable energy would parishioners like to see used in the Parish?

Solar power	70.9%
Solar heating	64.4%
Hydro power	43.6%
Wind generation	33.1%
Methane power generation	15.6%
None	13.5%

Funding

If suggestions raised by the questionnaire require money for implementation, where should that money come from?

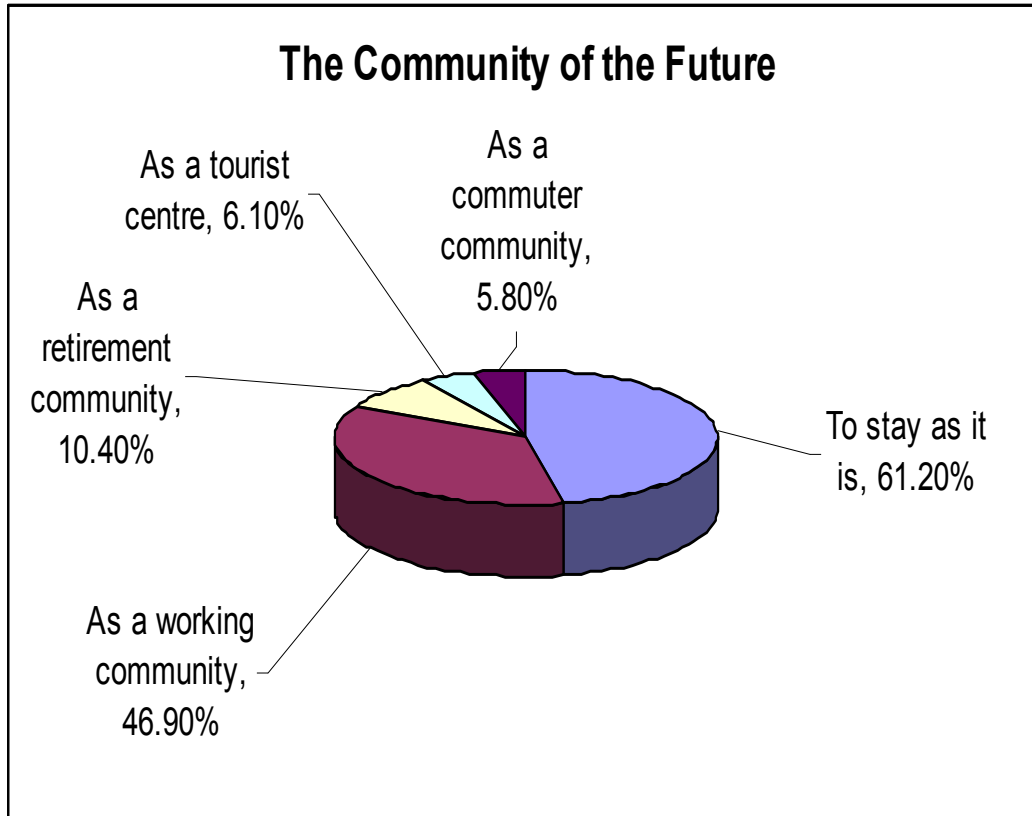
Fundraising	57.0%
Sponsorship	57.0%
Private contributions	36.8%
Moderate council tax increases	34.5%
Other	13.2%
Higher council tax increases	0.4%

Comments:

Government grants (e.g. for solar energy)	5
Grants from sporting associations & Lottery	2
From reduction of Council overheads and expenses	2
Better management of Council Tax	4
Income-tax	2
We pay enough Council Tax	2
Historically, the village has been very good at fund-raising.	1
How about more money from the Fete now that the Chapel has gone?	1
Local tax for those who benefit.	1
EU	1
No tax increases	1
Income from power projects - selling shares in power projects	1
Investment share-issues with profit-sharing or dividends	1
Existing Council Tax high enough already	1
Re-allocation of Council Tax from District to Parish	1

Future Development

How would people like the Parish to develop?



Comments:

Balance between first three.	2
Shouldn't be a retirement and second-home village.	1
No new development.	1
We need more young people.	1
Need a welcoming and balanced community.	1
No more flats.	1

Youth Questionnaire – Report.

In 2005 Fontmell Magna Parish Council invited interested parishioners to undertake the formulation of a 'Parish Plan'. A working party was formed, adopted the name of 'Magna Charter' and set to work. The method chosen to gather the necessary information was a questionnaire. In addition to the main questionnaire distributed to all households, a 'Youth Questionnaire' was developed.

Questionnaires were distributed to 313 households in the Parish, with youth questionnaires being delivered to all homes known to include children.

56% (176) households returned a completed questionnaire, together with 30 of the youth questionnaires.

The total number of young people returning completed youth questionnaires was 31 out of the 54 listed as aged 5 – 17 in the household questionnaires.

The majority of questions in the youth questionnaire required comment responses; these are displayed in tabular form in the report below. Where possible, similar responses have been grouped together.

The age distribution of young respondents was:

Age	Male	Female	Totals
5-10	6	5	11
11-15	6	8	14
16-17	1	4	5
18-24	1	0	1
Totals	14	17	31

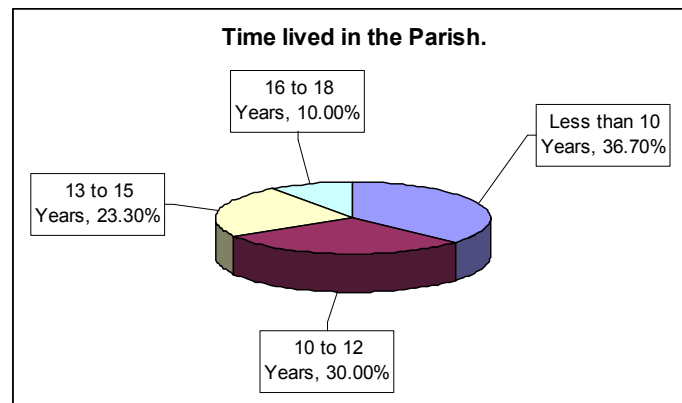
Respondents live in:

Fontmell Magna	90.0%
Hartgrove	3.3 %
Bedchester	6.7 %

Respondents were educated at:

School:	Number attending
St Andrews Primary School, Fontmell Magna.	9
Shaftesbury School and Sports College.	9
Gillingham Secondary School.	5
Allenbourn School, Wimborne	1
Arts Institute Bournemouth.	1
Bishop Wordsworth School, Salisbury	1
Queen Elizabeth School, Wimborne.	1
Sandroyd School.	1
Sherborne School for Girls.	1

Respondents have lived in the Parish:



Do young people want to live in the Parish when they grow up?



What do young people like about living in the Parish?

Answers:
The fact that we are a great community.
It's quiet and I have quite a few friends here.
I live next to my mates.
I have friends here.
There is a park and a very good youth club.
It's really nice, it's got a great park and I have lots of friends here.
Countryside, fresh air, no light pollution, safe.
The woods and places to play games.
Value the countryside.
The country life.
The countryside.
Countryside.
Clean, tidy, lovely stream, wildlife.
There is something for everyone.
Quiet, garden space, green fields.
Peaceful, have freedom to walk anywhere without feeling in danger.
The countryside / surroundings.
Because it is quiet and very peaceful, and it is in the countryside.
There is lots of outdoor sports around and we have a big garden which in the town I would not get.
We have a shop and a pub near and there is some people my age.
We have a local pub and a local shop.
I like that it's a lovely village with good facilities such as the post office, school, park, hall etc.
I like the walks I can take my dog on. The village shop.
I enjoy going to school. I like the Fontmell park and it is close to my house.
The low number of people, the quiet and the rural beauty.
I was born here. The view. It has got lots of space, the field at the
Playing football down the park and it is quiet.

What do young people dislike about living in the Parish?

Answers
It takes ages to get anywhere. There's nowhere for us to go as there's only a park for up to 11 years.
The noisy and nosey neighbours. Not many things to do - people brake it.
People vandalising the village e.g. the bus shelter.
Graffiti in park.
The main roads are really dangerous and I can't cross them on my own to get to my friends.
Not enough going on. Poor bus service. Main road with lorries and heavy traffic going through the village. Levels of community spirit between the young and old.
The busy road going through the village and the sports accessories in the village hall.
The busy roads.
It gets a bit too noisy.
There aren't many activities to do in the summer.
The noise of work being done, e.g. next to the pub.
Boy racers, otherwise nothing else.
There is no cricket ground near so we can play.
None of my friends live in the area so it can be boring at times.
Nothing to do.
That there isn't really a lot to do and can get quite boring sometimes.
New 'chav' inhabitants of our village. Lack of useful and cheap public transport.
It is along way from the ocean, no climbing trees.
Lack of facilities. Disapproving adults who have forgotten that they were young once.
Don't like the fact that we get told off for skate-boarding.
The people who hate youth. The lack of facilities.
People that judge us.
Not enough people bike to school.
I don't dislike anything.
Nothing.
Nothing.
Nothing.
Nothing.
None.

What changes would young people like to see in the Parish?

Answers:
Have a shelter for elder teenagers. Make the roads safer.
More things for teenagers.
More facilities for teenagers.
More stuff for young people/older teenagers to do.
More stuff for teenagers.
More young person's activities.
More activities.
More things to do for the older people of the younger generation.
A more adequate youth club with more opportunities.
A safe road to cross.
Safer roads.
More pavements for walking safely to Youth Club/School/Post Office.
Pavement to walk to school. Safer road to walk and ride my bike from home.
Build a bypass! Do something that involves the village as a whole i.e. put on a Christmas Pantomime.
More buses.
Public transport.
A cricket ground.
I'd put some cricket nets in the park and some football goals.
Football goals with nets.
Dirt jumps for all ages. Skate ramps.
Skate ramps. A shelter to chill in.
A couple of skate-boarding ramps.
No smoking, also the ducks at the pond should be fed with bread by people again as they have been attacked so we need to encourage them.
A children's movie night.
Cleaning up graffiti.

What do young people think about the facilities for them in the area?

Good	20.0%
Reasonable	50.0%
Poor	20.0%
No opinion	6.7 %

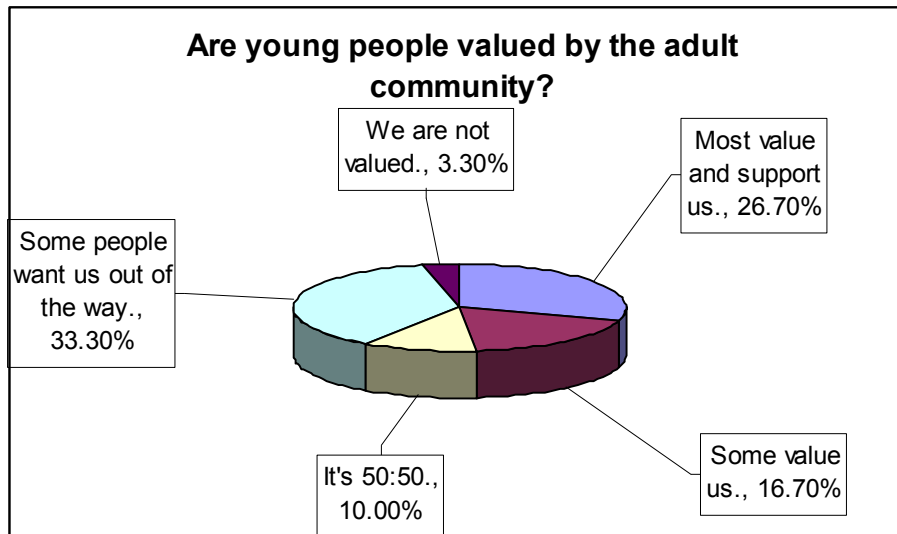
What facilities for young people would they like to see?

Answers
A youth shelter at the village hall.
Skate ramps. A shelter to chill in.
Somewhere for elder teenagers to go, shelter, graffiti board, away from everything and everyone else.
More things to play with and to play on and some sports stuff.
More things to play with.
The facilities are good but are mainly aimed at younger people and there isn't much for people more my age. Football playing area with a proper goal post and somewhere for bike riding.
Football goals with nets.
Graffiti wall.
Skate-boarding area. Meeting place where we can be children.
More things to do in the holidays.
A more adequate youth club with more opportunities.
Dirt jumps for all ages. Skate ramps.
A bigger park.
A play ground on our side of the road.
A roundabout.
Activities that encourage the different age groups to mix.
More places to go and enjoy yourself.
It would be good if there was something for everyone and not just the youth club.
I make use of what is here and I enjoy the countryside.
Yes.

Do young people feel safe in the area?
 What could be done to improve the feeling of safety?

Yes/No	Answers
Yes	Build a bypass. The main road is not safe as visibility is poor for crossing the road. Also put speed bumps down West Street to prevent the traffic from going ridiculous speeds which is not safe because of the school, the houses and the playground.
Yes	A zebra crossing needed by Fontmell School.
Yes	Some protection on main roads.
Yes	Safer roads, traffic lights.
Yes	Better pavements.
Yes	Police patrols, especially around the village hall.
Yes.	More CCTV cameras.
Yes.	More CCTV cameras.
Yes	Have a few more street lights, by the main road, the shop, the duck pond.
Yes.	Some street lights might be good. Walking just a short distance can be rather scary as there is no proper lighting.
Yes	Lights.
Yes	Some of the young people in the area make other young people feel unsafe and/or threatened.
Yes	No, not really.
Yes	Not really.
Yes	No.
Yes.	
Yes.	
Yes.	
Yes.	
Yes.	
Yes.	
Yes.	
Yes.	
Yes.	
Yes	
No	Get rid of the high speed drunk drivers. Certain people make me feel uncomfortable people smoking and in tractors.
No	More paths to walk on.
No.	

How do young people think they are viewed by adults in the community?



Comments:
Generally those I've met are supportive and help us out and stuff. We're polite to them and they are back but some aren't which is at the way.
I think the elderlies like us.
They care for us.
I think most people value us because they have organised the youth club and the park.
50/50.
It would be nice if more people would talk to us instead of walking past.
I am not sure I can fairly say whether the adults value the young people as communication and village spirit between the generations is very low. Something like a pantomime would/could improve this.
We know from previous experience with village council meetings.
Some people find the youth of the village annoying.
Most people think we are a nuisance because there is nowhere for us to go!
Most people dislike us and judge us. Just because some of us are horrible they assume we're all like that.
Some old people don't like the young as they are noisy. I am not noisy though!
Most of the people who live in the village are of the older generation and when we're trying just to amuse ourselves we are looked down at and are just seen to be causing a nuisance.
They think that we're trouble makers when all we do is have fun.
I think that some people should respect us a little more.
Some adults hate children and want them out of the way.
Some people think we all need asbo's.

Are young people concerned about the environment?
 What would they like to see happening in the area?

Yes/No	Answers
Yes	I'd like to recycle but they don't collect ours.
Yes.	Our recycling picked up.
Yes.	Our recycling picked up and to be given special bins for stuff.
Yes.	I think there should be more recycling things in our village.
Yes.	I think there should be more recycle bins.
Yes.	Increased pressure on recycling. Renewable energy focus - wind turbines. Public transport.
Yes.	Better public transport so people don't have to use their own cars all the time more affordable and frequent buses.
Yes	More bicycling.
Yes	Because people cut down trees.
Yes.	I think we should be more green as a village.
Yes.	An environmental garden.
Yes	People don't take care of it. e.g. graffiti.
Yes.	I would like to see more litter bins in the area as the only two I can think of are at the park and the shop. There is a long stretch without 1 which is annoying and not environmentally friendly as people drop their litter
Yes	Less rubbish thrown on the floor. More dog bins.
Yes	Like to see energy being created by renewable resources.
Yes	Solar power.
Yes	I would like to see more people using bikes and scooters instead of cars.
Yes	If public transport through the village and area was improved cheaper and more regular it would encourage young people and old to use it rather than get in the car.
Yes	I am very concerned about the environment. More people being encouraged to put out bird feeders and bird boxes and also providing a nice clean habitat. And no cats! They take a massive toll on the birds.
Yes.	
Yes.	
No.	
No.	
No.	
No.	
No.	
No.	
No	

Are the views of young people properly represented?
 What could be done to improve this?

Yes/No	Answers
No	Have children talking for us, at meetings saying what we think.
No	Better representation on councils and committees.
No	More young people on the council.
No.	Young person represented at meetings.
No.	For the kids to have their own view.
No	Include us.
No	Kids on the Parish Council
No	I think we could have every year a children's gather together to view ideas.
No	Let us have our views and prove we're not all bad.
No.	People could actually listen to our views and act upon them. We should help make decisions concerning the village; after all we are a part of it as well.
No	More adults should listen to children and make more of children's ideas.
No	
No.	
	I am in the minority because I just enjoy the quiet of the parish so my views are not represented.
	Really don't know, doubt it.
Yes.	Not sure.
Yes	School good at this.
Yes	
Yes.	
Yes.	
Yes.	
Yes.	
Yes.	
Yes.	
Yes	

Was there anything else young people wanted us to know?

Answers
The village is OK at the moment.
To get a larger place to play in with different apparatus.
Involve children in church services on a more regular basis to get more children to come.
The Gossip Tree committee should be more flexible as they are currently preventing young people from joining because they are not prepared to compromise so tasks can be fitted around school work.
Encourage birds and wildlife as it is declining fast!! Don't pick up baby birds as the parents will be nearby.
I hope that we will be listened to as I feel that this village is run by older people and we are very often ignored.
Remove (name withheld).
Stop teenagers smoking.
No.
No.
No.
No.
No.
No.
No.
No.

The purpose of this Parish Plan was to present a snapshot of the parish at the time of the questionnaire (Spring 2007) and to give its inhabitants an opportunity to identify those aspects of parish life that they treasured and therefore wished to preserve and also those which they wanted to change for the better.

The overriding impression from the comments received is that the majority of us love living here but that the very fact that we live in such a beautiful, relatively peaceful and unspoiled part of England means that we lack some of the entertainment and sporting facilities offered in larger conurbations.

The respondents wish it to remain a balanced community with a good mix of ages, interests and occupations. We hope that the Action Plan we have drawn up will go some way to achieving this and may even inspire some of us to participate in ways of making life in Bedchester, Hartgrove and Fontmell Magna even better.

The Magna Charter team are not responsible for opinions expressed in this document. They are all drawn from the responses to the Magna Charter questionnaire.

ACTION PLAN

Subject	Priority	What needs doing	When	Why	By whom
Housing 1	1	Look into ways of providing affordable/low-cost housing; e.g. self-build schemes, shared ownership and redevelopment of existing redundant buildings.	Ongoing	87.9% support	PC NDDC
Housing 2	2	Ensure that NDDC recognise and take note of the wishes of the Parish as expressed in this report. The majority of parishioners want the Parish to continue as a living, working community and planning decisions should reflect this.	Ongoing	61.2% support	NDDC
Education 1	2	Look into the provision of Adult Education classes at St Andrew's school. Find out what courses might be offered and what the level of interest is in those courses.	2008	57.3% support	School DCC
Education 2	2	Find people willing to run a holiday play scheme and a suitable venue.	2008	37.7% support	School NDDC DCC
Education 3	1	The school to make information on the hire of facilities more widely available.	2008	53.1% support	School
Education 4	2	Look into the provision of transport for children returning to the Parish from after-school activities.	2008	50.0% support	PC
Roads and Transport 1	1	Request the County Highways Authority to move the main north-south traffic from the A350 to the C13.	2008	79.6% support	PC DCC
Roads and Transport 2	2	Request the County Highways Authority to consider traffic calming and impose 20 mph speed limits in West Street, Church Street and Mill Street. 30 mph speed limit for Bedchester/B3091.	2008	62.4% support	PC DCC
Roads and Transport 3	2	Request that the County Highways Authority consider the problem of crossing of the A350 near the Crown Inn, especially by school children and the elderly.	2008	77.0% support	PC DCC
Roads and Transport 4	1	Request the installation of traffic mirrors at Bedchester crossroads facing Penn Hill and giving warning of traffic from Fontmell Magna and Hartgrove.	2008	77.0% support	PC DCC

ACTION PLAN

Subject	Priority	What needs doing	When	Why	By whom
Health 1	2	Approach GP surgeries to see if additional medical services would be possible.	2008	50.0% support	MC
Health 2	1	Inform the local health authorities of the support for Shaftesbury Hospital.	2008	88.0% support	MC PCT
Social Services 1	2	Volunteers needed to set up a 'good neighbour' scheme for people to access information and help.	2008	48.0% support	PC
Social Services 2	1	Approach Dorset Partnership for Older People Project (POPP) and the Wayfinder Service. Wayfinder can help to access information locally and within Dorset for people of 50+. This service can be accessed personally.	2008	48.0% support	MC
Law and Order	2	Neighbourhood Watch to develop communications with parishioners.	2008	2 comments	HW
Local Services and Amenities 1	1	Inform the Village Hall committee of the results of the survey. Committee to respond to the points raised.	ASAP	Many comments	MC
Local Services and Amenities 2	2	Provide additional facilities for young people in the Parish, especially teenagers: e.g. Youth shelter, playing field etc.	2009	66.2% support	PC NDDC DCC
Communications 1	1	Inform the publishers of the Gossip Tree, the Valley Views and the Blackmore Vale Magazine of the results of the survey.	2008	For information	MC

ACTION PLAN

Subject	Priority	What needs doing	When	Why	By whom
Communications 2	2	Inform the appropriate authorities and organisations of the reception difficulty results.	2008	Many problems reported	MC
Communications 3	2	Parish Council to provide open Community Notice Boards in all three communities.	2008	2 comments	PC
Local Government	1	Invite a Youth Representative to attend and speak at the annual Parish Meeting.	2008	Youth report	PC YC
Environment 1	1	Inform the District Council of the results on recycling and request collections for the parishioners in Hartgrove and Bedchester.	2008	>90% support	PC NDDC
Environment 2	2	Pass the information on environmental protection and enhancement to the appropriate authorities.	2008	For information	PC NDDC
Environment 3	2	Caring for the countryside: Encourage people to join the various groups that maintain countryside and wildlife areas in the Parish. e.g. – Brooklands Wood, Fontmell Downs, Springhead Gardens and Middle Mill ponds.	2008	Great concern expressed	PC NDDC DCC
Environment 4	1	Footpaths: Make the contact details for the Parish Footpaths Officer more widely available (posted on the Parish notice-boards and in the local directory) so that problems can be reported and resolved.	2008	59% experiencing problems	PC
Environment 5	2	Light pollution: Encourage the use of low-wattage outside lighting only located and directed where needed.	Ongoing	Comments	PC
Environment 6	2	Request additional dog bin in Parsonage Street.	2008	32% support	PC NDDC
Environment 7	2	Inform Wessex Water and British Gas of demand for mains services.	2008	>30% support	PC

ACTION PLAN

Subject	Priority	What needs doing	When	Why	By whom
Environment 8	2	Sustainable living: Invite interested parties to research schemes for energy saving (solar power, car sharing etc.) and make the information available to the people of the Parish.	2008	At least 50% support	Vol.
Funding	1	The Parish Council to look into the proposed means of funding the suggestions put forward in the survey.	2008	Suggestions from funding question	PC
Future Development	1	The information on the wishes of parishioners regarding the future development of the Parish to be passed to the appropriate planning authorities.	2008	See report	PC NDDC DCC

Useful Contacts

Clerk to Fontmell Magna Parish Council	01747-811698
North Dorset District Council	01258-454111
Dorset County Council	01305-251000
MP for North Dorset, Robert Walter	01258-452420
Shaftesbury Police Station	01747-852231
Fontmell Magna Home Watch	01747-811090
The Gossip Tree	01747-811564
St Andrew's Church (Benefice Office)	01258-861576
St Andrew's Primary School	01747-811500
Fontmell Magna Surgery	01747-812058
Abbey View Health Centre, Shaftesbury	01747-856700
Fontmell Magna Village Hall (bookings)	01747-811042
Fontmell Magna Youth Club	01747-811669
North Dorset Wildlife Trust	01202-468622

Key

Priority 1	Urgent or quickly achievable
Priority 2	Important but longer term
PC	Parish Council
NDDC	North Dorset District Council
DCC	Dorset County Council
Vol.	Volunteers required
YC	Youth Club
MC	Magna Charter
PCT	Primary Care Trust
HW	Home Watch
School	St Andrew's Primary School